

# Open Display Merchandisers

Display Cases  
Open Display  
Merchandisers

**NEW**

Vertical Open Display Cases - Medium & Full Heights  
Energy Saving Night Curtain (TOM-40 & 50)



## FEATURES / BENEFITS

- ENVIRONMENTAL FRIENDLY, EFFICIENT REFRIGERATION SYSTEM**  
 Turbo Air's refrigerators are designed with oversized and balanced environmental friendly R-404A (CFC Free) refrigeration. These include large evaporators and condensers for fast cooling and balanced temperature throughout the cabinet.
- ATTRACTIVE GLASS SIDED ELEGANT EURO DESIGN**  
 Glass front shield and side walls optimize the merchandiser's display effects of fresh salads, sandwiches, desserts and beverages. Its elegant contemporary euro design will enhance any store application.
- DESIGNED TO OPTIMIZE IMPULSE SALES**  
 Ideal for eye-catching displays and convenient access with fast service in high traffic area.
- NON-PEEL, DURABLE ANTI-RUST COATING ON THE EXTERIOR REDUCES FINGERPRINTS**
- ENERGY SAVING NIGHT CURTAIN STANDARD (TOM-40 & TOM-50 ONLY)**
- STANDARD BACKGUARD IMPROVES AIRFLOW**
- FOAMED WITH POLYURETHANE, HIGH-DENSITY CELL INSULATION (CFC FREE)**
- 300 SERIES STAINLESS STEEL INTERIOR STANDARD INCLUDING BACK WALL, SHELVES AND DECK PANS**
- PERFORATED INTERIOR BACK WALL AND TOP FOR IMPROVED AIR FLOW**
- FRONT AIR INTAKE AND REAR AIR DISCHARGE**
- FLUORESCENT LIGHTING ON EACH SHELF**
- WHITE AND BLACK COLOR COME STANDARD**
- RECOMMENDED OPERATING CONDITIONS**
  - \* TOM Models are designed to operate in an environment where temperature & humidity do not exceed 75°F and 55% respectively.
  - \* Units should not be installed near HVAC vents, fans or doorways that will disrupt the air curtain and compromise the function of the cabinet
  - \* Air curtain models will run most efficiently when completely loaded with product.

Model	CU./FT.	#of Shelves	HP	AMPS	Crated Weight	L D H
TOM-40M(B)	10.6	3	1	15	521	39 x 27 1/4 x 60
TOM-50M(B)	14.1	3	1	15	567	50 3/4 x 27 1/4 x 60
TOM-40(B)	14.7	4	1	15	543	39 x 27 1/4 x 78
TOM-50(B)	19.6	4	1	15	629	50 3/4 x 27 1/4 x 78



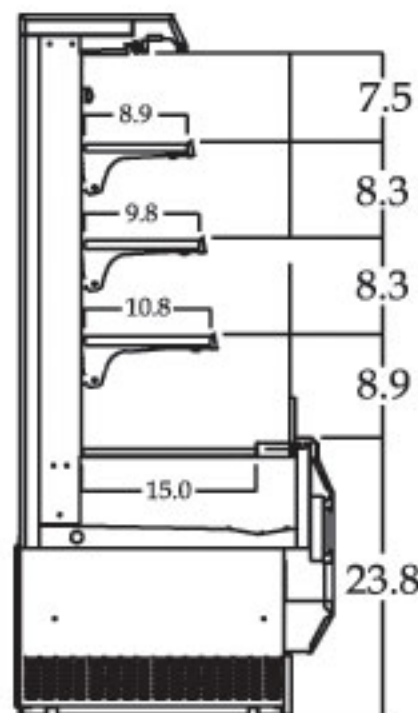
# TOM-M/TOM MODELS SPECIFICATIONS

MODEL	TOM-40M(B)	TOM-50M(B)	TOM-40(B)	TOM-50(B)
Exterior Dimension (LxDxH)	39x27 <sup>1</sup> / <sub>4</sub> x60	50 <sup>3</sup> / <sub>4</sub> x27 <sup>1</sup> / <sub>4</sub> x60	39x27 <sup>1</sup> / <sub>4</sub> x78	50 <sup>3</sup> / <sub>4</sub> x27 <sup>1</sup> / <sub>4</sub> x78
Interior Dimension (LxDxH)	36 <sup>1</sup> / <sub>2</sub> x15x33 <sup>7</sup> / <sub>8</sub>	48 <sup>3</sup> / <sub>8</sub> x14 <sup>1</sup> / <sub>4</sub> x33 <sup>7</sup> / <sub>8</sub>	36 <sup>1</sup> / <sub>2</sub> x14 <sup>1</sup> / <sub>4</sub> x49 <sup>7</sup> / <sub>8</sub>	48 <sup>3</sup> / <sub>8</sub> x14 <sup>1</sup> / <sub>4</sub> x49 <sup>7</sup> / <sub>8</sub>
Compressor (HP)	1	1	1	1
Voltage ⓘ NEMA 5-20P	ⓘ 115/60/1	ⓘ 115/60/1	ⓘ 115/60/1	ⓘ 115/60/1
AMP	15 A	15 A	15 A	15 A
Plug-In	NEMA 5-20P	NEMA 5-20P	NEMA 5-20P	NEMA 5-20P
#of Shelves	3	3	4	4
Shelf Size	35 <sup>3</sup> / <sub>4</sub> x8 <sup>3</sup> / <sub>4</sub> 35 <sup>3</sup> / <sub>4</sub> x9 <sup>3</sup> / <sub>4</sub> 35 <sup>3</sup> / <sub>4</sub> x10 <sup>3</sup> / <sub>4</sub>	47 <sup>3</sup> / <sub>4</sub> x8 <sup>3</sup> / <sub>4</sub> 47 <sup>3</sup> / <sub>4</sub> x9 <sup>3</sup> / <sub>4</sub> 47 <sup>3</sup> / <sub>4</sub> x10 <sup>3</sup> / <sub>4</sub>	35 <sup>3</sup> / <sub>4</sub> x10 <sup>3</sup> / <sub>4</sub> 35 <sup>3</sup> / <sub>4</sub> x10 <sup>3</sup> / <sub>4</sub> 35 <sup>3</sup> / <sub>4</sub> x10 <sup>3</sup> / <sub>4</sub> 35 <sup>3</sup> / <sub>4</sub> x10 <sup>3</sup> / <sub>4</sub>	47 <sup>3</sup> / <sub>4</sub> x10 <sup>3</sup> / <sub>4</sub> 47 <sup>3</sup> / <sub>4</sub> x10 <sup>3</sup> / <sub>4</sub> 47 <sup>3</sup> / <sub>4</sub> x10 <sup>3</sup> / <sub>4</sub> 47 <sup>3</sup> / <sub>4</sub> x10 <sup>3</sup> / <sub>4</sub>
Net Weight	421 lbs	463 lbs	512 lbs	590 lbs

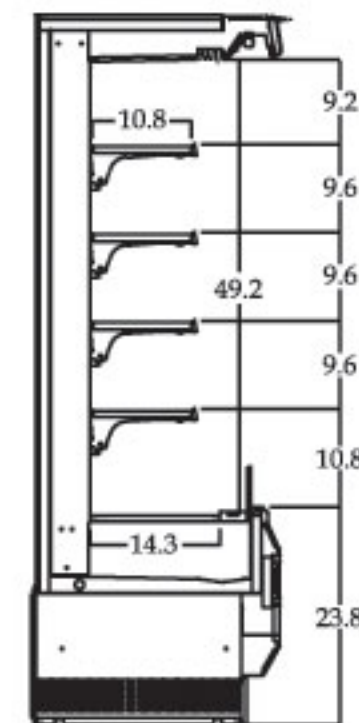
\*Design and specifications subject to change without notice.

■ **WARRANTY : 1 Year Labor and Parts Warranty**  
**Additional 4 Years Warranty on Compressor**

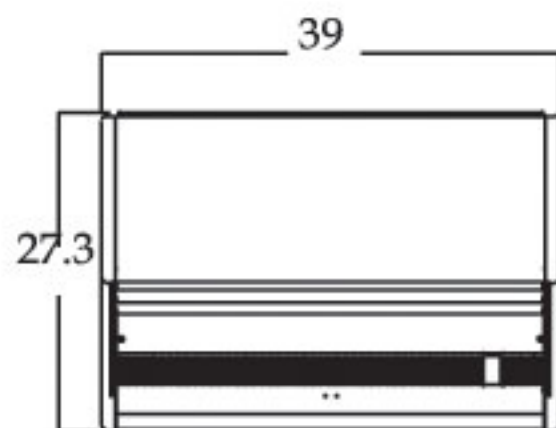
(unit : inch)



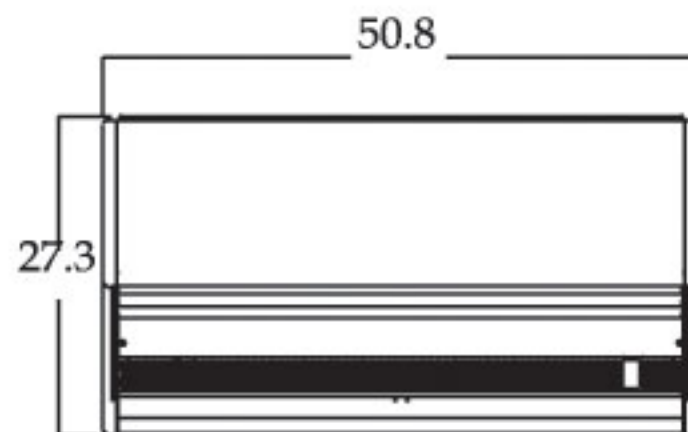
TOM-40M/50M SIDE VIEW



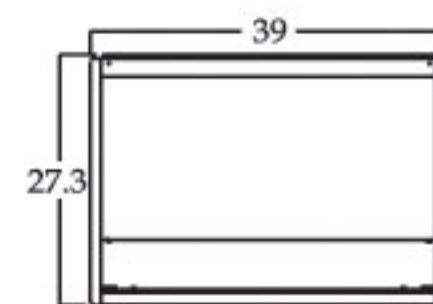
TOM-40/50 SIDE VIEW



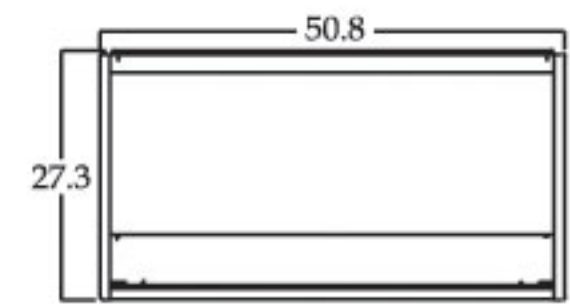
TOM-40M



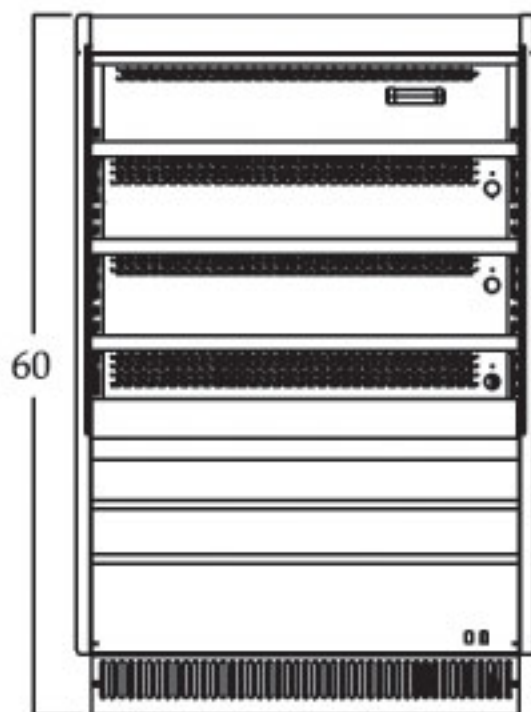
TOM-50M




TOM-40 PLAN VIEW



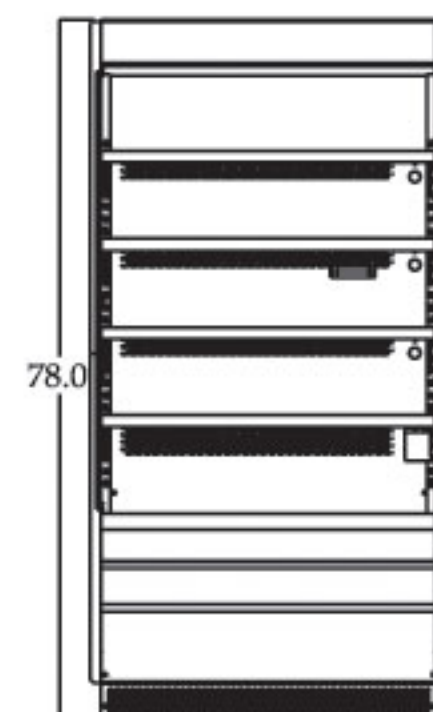
TOM-50 PLAN VIEW



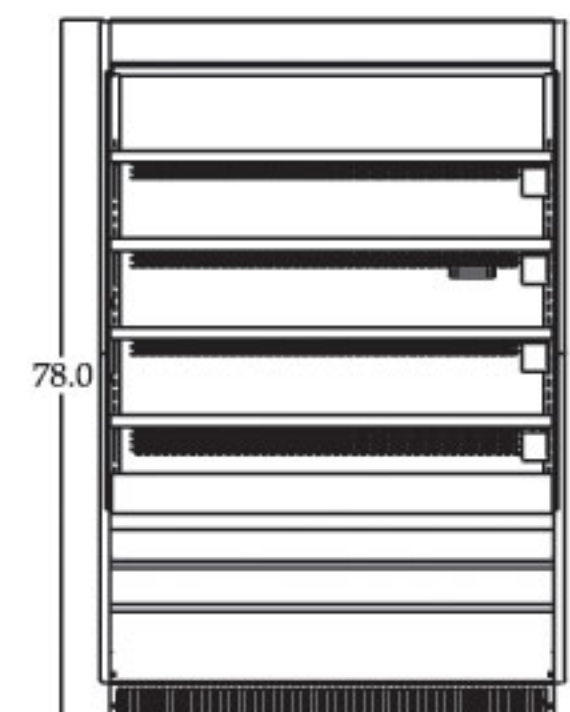
TOM-40M FRONT VIEW



TOM-50M FRONT VIEW



TOM-40 FRONT VIEW



TOM-50 FRONT VIEW