

Project _____

Item # _____

Quantity _____



GLOBE FOOD EQUIPMENT COMPANY

Electric Countertop Economy Griddles PG24E / PG36E



PG24E



Electric Countertop Economy Griddles

Globe Countertop Equipment

Models

- PG24E - 24" Electric Countertop Griddle
- PG36E - 36" Electric Countertop Griddle



Standard Features

- Available in 24" and 36" widths
- Highly polished griddle plate fully welded to stainless steel frame, 3/8" plate thickness
- Stainless steel cool-to-touch front edge
- Heat elements and thermostats control every 12" to 18"
- Easy ON/OFF switch for each element
- Two 70°F – 575°F Thermostats
- Spatula wide grease trough
- Seamlessly welded 3½" splash guard
- Removable, easy-to-clean, stainless steel catch tray
- 3½" stainless steel adjustable feet
- Attached 208/240V, 4-foot power cord and plug standard on PG24E only

Applications

- Designed for lighter duty cooking applications
- Smaller service for limited breakfast, lunch or dinner menu items

Warranty

- One-year parts and labor

Approved By: _____

Date: _____



GLOBE FOOD EQUIPMENT COMPANY

www.globeslicers.com

2153 Dryden Rd.
Dayton, OH 45439
Phone: 937-299-5493
Phone: 800-347-5423
Fax: 937-299-4147



For Indoor Use Only

Electrical:

PG24E: 208-240V
2700W/3600W
(2.7/3.6 KW) 13/15amps
Attached 4-foot flexible,
three-wire cord with ground plug
(PG24E only NEMA 6-20P).

PG36E: 208-240V
4000/5400W (4.05/5.4 KW)
19.5/22.5amps
(PG36E MUST be hard wired)

Griddle Top Cooking Space:

PG24E: griddle area 23.8" x 13"
(60.5cm x 33cm)

PG36E: griddle area 35.8" x 13"
(91cm x 33cm)

Thermostats: The temperature is thermostatically controlled. Griddle is equipped with one thermostat per various cooking service interval. For the 24" griddle - every 12", for the 36" griddle - every 18".

Specifications

Consistent Heating: Griddle will maintain a constant, selected temperature to ensure product consistency.

Standard Equipment: Standard equipment includes the electric griddle and easy-to-remove catch tray.

Catch Tray: Continuously collects grease and crumbs while cooking on the griddle.

PG24E Dimensions:

Foot Print = 17" x 24.6"
(41.2 cm x 62.5 cm)
Overall Length = 17" (41.2 cm)
Overall Width = 24.6" (62.5 cm)
Overall Height = 11.3" (28.7 cm)

PG36E Dimensions:

Foot Print = 19.3" x 36"
(48.3 cm x 91.4 cm)
Overall Length = 19.3" (48.3 cm)
Overall Width = 36" (91.4 cm)
Overall Height = 11.3" (28.7 cm)

SHIPPING:

PG24E Shipping Information:

Net Weight: 63.4 lbs (28.8 kg)
Shipping Weight: 68 lbs (31 kg)

PG24E Shipping Dimensions:

22"W x 29"D x 13.2"H
(55.9 cm x 73.7 cm x 33.5 cm)

PG36E Shipping Information:

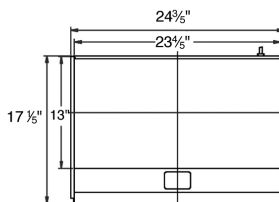
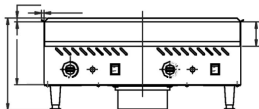
Net Weight: 88.8 lbs (40.3 kg)
Shipping Weight: 130 lbs (60 kg)

PG36E Shipping Dimensions:

21.3"W x 39.6"D x 16"H
(54.1 cm x 100.6 cm x 40.6 cm)


Cartons are reinforced for shipping. The weight and dimensions of this reinforced carton are included above and may vary from shipment to shipment.

PG24E

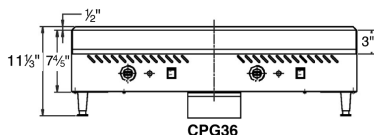


CPG24

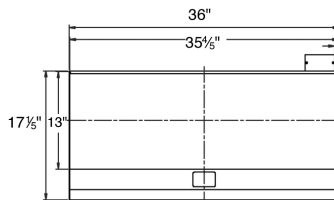
Plug Type - NEMA 6-20



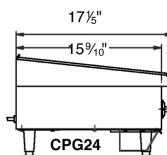
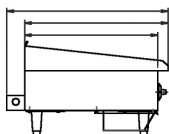
PG36E



CPG36



CPG36



CPG24



GLOBE FOOD EQUIPMENT COMPANY

www.globeslicers.com

2153 Dryden Rd.
Dayton, OH 45439
Phone: 937-299-5493
Phone: 800-347-5423
Fax: 937-299-4147

Printed in U.S.A. 2-2011