

GENERAL ROYAL SERIES MOUNTING INSTRUCTIONS

Thank you for purchasing a quality Royal Series plumbing product from Krowne Metal Corporation. For installation instructions we will assume the hot and cold water supplies end in 1/2" nipples. If you are installing a Wall Mount Faucet, we suggest that you use Krowne Metal's Mounting Kit (#21-190L).

GENERAL MOUNTING INSTRUCTIONS

1. Turn off water supply at main source.
2. Hand tighten all parts prior to tightening with a wrench. Do not force the parts together.
3. Handle plated surfaces with care. Do not scratch with tools.

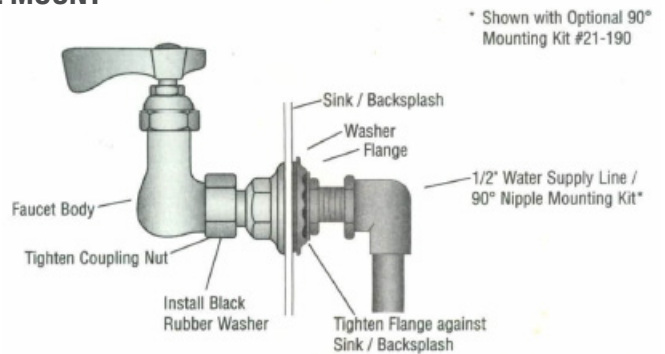
Assemble Faucet to Couplings

Carefully orient, mount and hand tighten the faucet to the couplings. Make sure that you use the washers provided and place them between the faucet body and the coupling. Make sure that you maintain the alignment of the faucet body and use a wrench to tighten the flange against the wall or deck.

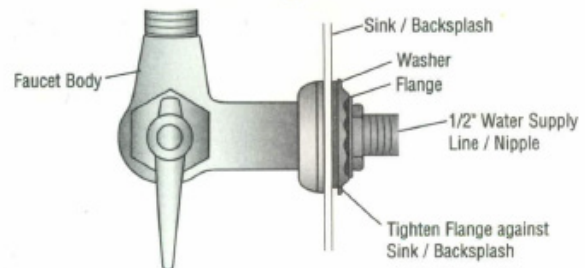
Assemble Couplings to Sink Wall or Deck

The hose reel is equipped for universal mounting so that it can be mounted on a structurally sound floor, wall or ceiling; whichever provides maximum performance. The hose guide arm must be rotated to a position that allows the hose to feed through the roller brackets with minimal bending. Replace the fasteners. When rotating guide arm, the U-bolt must be placed in the proper location, otherwise the reel might "latch or lock out" during use.

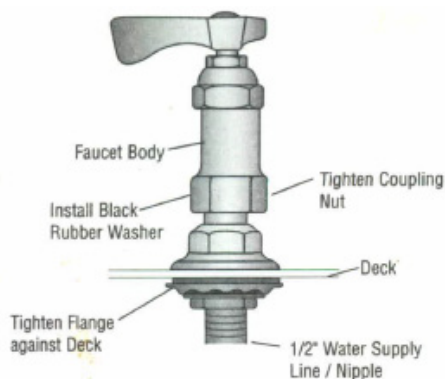
WALL MOUNT



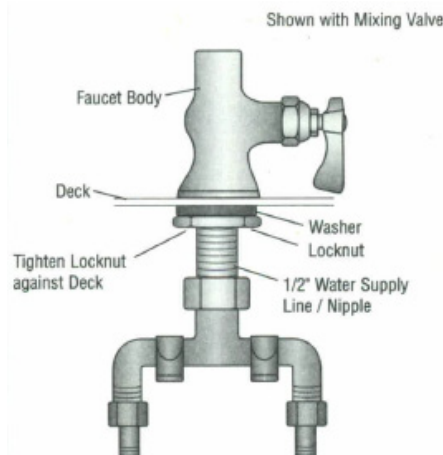
WALL MOUNT with SINGLE VALVE



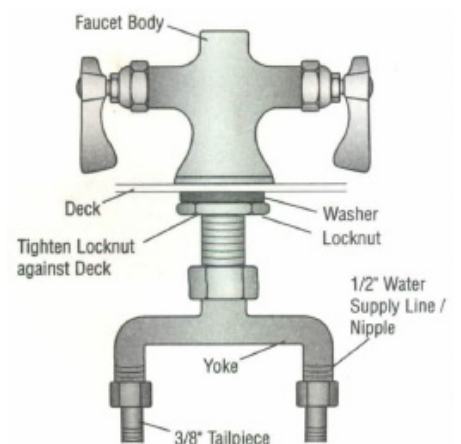
DECK MOUNT



DECK MOUNT with SINGLE VALVE



DECK MOUNT

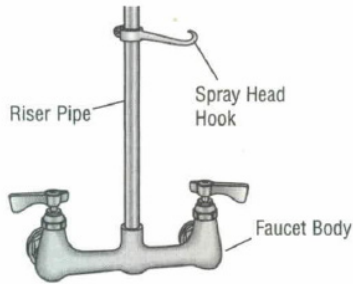


MOUNTING INSTRUCTIONS for ROYAL SERIES PRE-RINSE ASSEMBLY

The Krowne Royal Pre-Rinse has been pre-assembled to substantially cut installation time. This, coupled with our new Quick Connect Hose Assembly makes our Pre-Rinse one of the easiest to install in the industry. We will assume that you have installed the faucet base with the riser in the sink or counter per the instructions on the previous page.

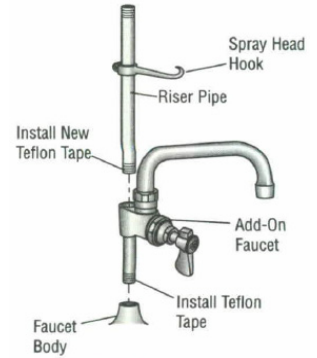
1. Assemble Pre-Rinse without Add-On Faucet

This step has been completed at the factory. Proceed to Step 2.



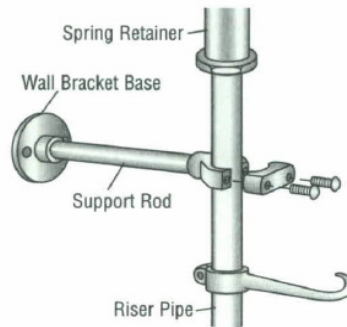
1A. Assemble Pre-Rinse with Add-On Faucet

- Remove the Riser Pipe from the Faucet Body.
- Install Teflon Tape on the threaded section of the Add-On Faucet. Thread the Add-On Faucet into the main Faucet Body and tighten.
- Remove the Teflon Tape from the Riser Pipe and replace it with new Teflon Tape. Thread the Riser Pipe into the top of the Add-On Faucet and tighten.



2. Assemble Wall Bracket Model #21-137


Determine the correct length of the Support Rod from the wall to the Riser Pipe. Cut the rod. Determine the position on the wall for the Wall Bracket Base, making sure that the bracket is near the top of the Riser Pipe and as close to the Spring Retainer as possible. Install the Wall Bracket on the wall with the screws included. Press the end of the Support Rod into the bracket and install the head of the Support Rod around the Riser.



CAUTION:
The manufacturer recommends using the Wall Bracket assembly to secure the Riser Pipe on all Pre-Rinse Assemblies.

3. Assemble Pre-Rinse with Gooseneck Spring

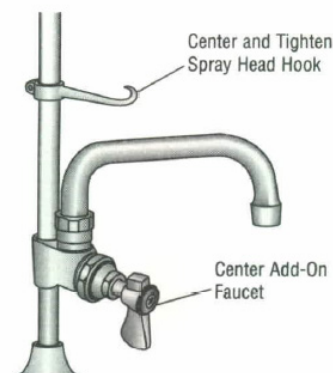
The Pre-Rinse Spray Head, Hose, Spring, and the Quick Connect Hose Adapter have been assembled at the factory to save time. Install the complete assembly onto the top of your Riser Pipe, making sure that you use the small black washer supplied in the cylinder on the package board. Hand tighten.



4. Final Assembly and Adjustments

After all parts are in place, tighten all connections with a wrench. Loosen the Spray Head Hook and center the hook. Tighten the Spray Head Hook.

If you are using the optional Add-On Faucet, make sure that the faucet is centered with the shut-off valve toward you.



REPLACEMENT PARTS

Pre-Rinse Replacement Hose
Model #21-133



Pre-Rinse Spray Assembly
Model #21-130



Pre-Rinse Complete Spray Head Repair Kit
Model #21-166



Pre-Rinse Spray Bumper
Model #21-142



Replacement Cartridge Hot Valve Assembly with Handle
Model #21-309

Fits all Royal Series Bases



Replacement Cartridge Cold Valve Assembly with Handle
Model #21-308


Fits all Royal Series Bases

Add-On Faucet with 12" Spout
Model #21-139



Allows you to add Faucet to Pre-Rinse

Royal 8" Center Wall Base
Model #21-108



Royal 8" Center Deck Base
Model #21-208



Royal Deck Base
Model #21-202

Pre-Rinse Wall Bracket
Model #21-137



Pre-Rinse Spray Face
Model #21-143

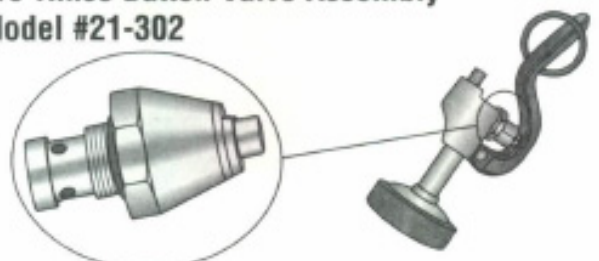


Faucet Handle Repair Kit
Model #21-306

Includes: Handle, Hot & Cold Index and Screw



Pre-Rinse Button Valve Assembly
Model #21-302



For Additional Replacement Parts, Contact Your Local Distributor



PLUMBING PRODUCTS

WARRANTY

Krowne Royal Plumbing Products are manufactured according to a rigid code of Quality standards and subjected to extensive testing. With proper care, and under normal working conditions, Royal Series Products will provide years of satisfying service.

Krowne Metal Corporation warrants to the original purchaser that its Royal Series. of products are free of defects in material and workmanship for one year from the date of purchase. Liability under this limited warranty is restricted to replacement or repair, at our option, of the Royal Series product or part found to be defective. Krowne Metal Corporation shall not be responsible for labor costs or any other damages, either direct or consequential. This limited warranty does not cover defects or damage occurred during shipping or resulting from accidents, alterations, unauthorized repair, failure to follow instructions, misuse, wear and tear or acts of God. This warranty does not apply in those states which do not permit restrictions on the length of the warranty or on the exclusion of direct or consequential damages.

Claims relating to the alleged defects must be made in writing within one year of the original date of purchase. Replacement or repair of a product or part under this limited warranty will be made within a reasonable time after Krowne Metal Corporation is notified of the alleged defect or, if Krowne Metal Corporation desires to inspect the allegedly defective product or part, within reasonable time after such inspection.

ANY WARRANTIES, REPRESENTATIONS OR STATEMENTS BY ANY AGENT OR REPRESENTATIVE OF KROWNE METAL CORPORATION THAT DIFFER IN ANY WAY FROM THE TERMS OF THIS WRITTEN AGREEMENT SHALL HAVE AND SHALL BE GIVEN NO FORCE OR EFFECT.

No allegedly defective product or part is to be shipped to Krowne Metal Corporation without advance authorization. At Krowne Metal Corporation's option, it may request return of an allegedly defective product or part for inspection. Authorized returns of allegedly defective products or parts under this limited warranty shall be delivered to Krowne Metal Corporation, 100 Haul Road Wayne NJ 07470. Please mark carton Att: ROYAL WARRANTY DEPARTMENT.

THIS LIMITED WARRANTY IS GIVEN EXPRESSLY AND IN LIEU OF ALL OTHER WARRANTIES, EXPRESS OR IMPLIED, OR MERCHANTABILITY, FITNESS FOR A PARTICULAR PURPOSE, OR OTHERWISE, AND CONSTITUTES THE ONLY WARRANTY MADE BY KROWNE METAL CORPORATION.

*excluding all pre-rinse hose assemblies

TO PURCHASERS OF ROYAL SERIES FAUCETS

By public referendum known as "Proposition 65" the State of California requires manufacturers of many types of products to warn consumers if their products contain certain chemicals listed by the State of California as either carcinogen or reproductive toxins. This warning is a requirement only in the State of California. More than 200 chemicals are listed by the state as carcinogen or reproductive toxins for which similar warnings are required and many of the listed chemicals occur naturally in food, water and the atmosphere.

This California listing imposes limits that, in many cases, are far below those allowed by the federal government and like all brass or bronze plumbing products, this item already meets federal standards and guidelines for maximum allowable lead content.

Brass faucets have been used for decades without any proven harmful effects and industry tests have further indicated no significant health risks.

NOTICE: TO OWNERS OF KROWNE METAL CORPORATION PLUMBING PRODUCTS CONSUMER WARNING!

This product contains chemicals known to the State of California to cause birth defects or other reproductive harm. Lead, which is contained in all brass and bronze faucets in very limited amounts, appears on the state's list.