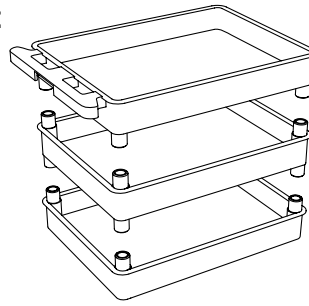


## 3 Shelf / Tub Cart Instructions

### Parts List

Shelves may be flat or tub depending on the model purchased



**A** x1

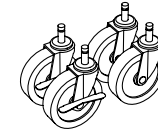
**B** x1

**C** x1

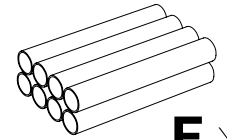
### Tools Required

- Rubber Mallet

**D** x2



**E** x2



**F** x8

