

CHEF BASES

EXCEPTIONAL 2 YEAR PARTS & LABOR WARRANTY



TCBE-52SDR



TCBE-82SDR



TCBE-96SDR

- Drawer Pans Not Included

≡ FEATURES & BENEFITS ≡

■ STRONG BODY AND DURABLE CONSTRUCTION

Built with heavy duty, 304 stainless steel (16 gauges) Chef Base top is manufactured of one-piece reinforced stainless steel to ensure durability.

■ DRAWERS

Small drawer holds up to 154 pounds.
Large drawer holds up to 242 pounds.

■ COUNTERTOPS

TCBE-52SDR supports up to 788 pounds of equipment.
TCBE-82SDR & TCBE-96SDR support up to 1,192 pounds of equipment.

■ DURABLE STAINLESS STEEL DRAWERS

Drawers are easy to clean and assemble.

■ TOP IS INSULATED TO ELIMINATE HEAT TRANSFER TO THE INTERIOR OF CABINET

■ EFFICIENT REFRIGERATION SYSTEM

Turbo Air's solid door refrigerators are designed with oversized and balanced (CFC Free R-134A) refrigeration systems. These include efficient evaporators and condensers for faster cooling and greater efficiency.

■ HIGH-DENSITY POLYURETHANE INSULATION

The entire cabinet structure and solid doors are foamed-in-place using high density, CFC free polyurethane insulation.

■ SIDE MOUNT COMPRESSOR UNIT

Through positioning the compressor to the side, the refrigerator can be serviced without being moved. By innovatively creating a **front breathing feature**, this model can provide high efficiency in narrow spaces.

■ REFRIGERATOR HOLDS 33°F ~ 38°F FOR THE BEST IN FOOD PRESERVATION

Model	Drawers	CU./FT.	HP	AMPS	Crated Weight (lbs.)	L x D x H* (inches)
TCBE-52SDR	2	11	1/4	5.1	307	52 1/2 x 32 x 20 1/2
TCBE-82SDR	4	19	1/3	6.2	469	83 5/8 x 32 x 20 1/2
TCBE-96SDR	4	23	1/3	6.3	517	96 3/8 x 32 x 20 1/2

* Height does not include 5-7/8" for caster height.

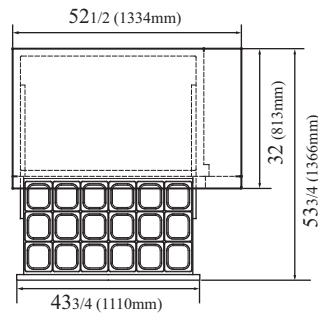
TCBE MODELS SPECIFICATIONS

ELECTRICAL DATA	TCBE-52SDR	TCBE-82SDR	TCBE-96SDR
Voltage	115/60/1	115/60/1	115/60/1
Plug Type	Ⓢ NEMA-5-15P	Ⓢ NEMA-5-15P	Ⓢ NEMA-5-15P
Full Load Amperes	5.1	6.2	6.3
Compressor HP	1/4	1/3	1/3
Cord Length ft.	9	9	9
Refrigerant	R-134A	R-134A	R-134A
DIMENSIONAL DATA			
Ext. Length Overall in.	52 ¹ / ₂ (1334mm)	83 ⁵ / ₈ (2124mm)	96 ³ / ₈ (2449mm)
Ext. Depth Overall in.	32 (813mm)	32 (813mm)	32 (813mm)
Ext. Height Overall in.*	20 ¹ / ₂ (521mm)	20 ¹ / ₂ (521mm)	20 ¹ / ₂ (521mm)
# of Drawers	2	4	4
# of Pans	36	60	72
Net Capacity cu. ft.	11	19	23
Gross Weight lbs.	307	469	517
Net Weight lbs.	241	412	484

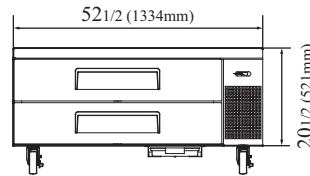
Design and specifications subject to change without notice.
 Actual shipping weight may differ due to extra packing materials for product protection.
 * Height does not include 5-7/8" for caster height.

■ **WARRANTY** : Exceptional 2 Year Parts and Labor Warranty
 Additional 3 Year Warranty on Compressor

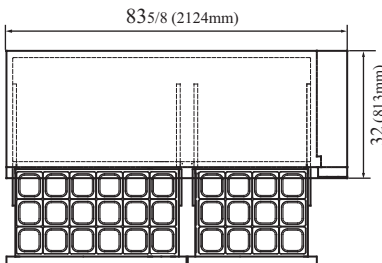
- SELF-CONTAINED SYSTEM
- 5" SWIVEL CASTERS
- LEGS AVAILABLE FOR ALL MODELS (OPTIONAL)



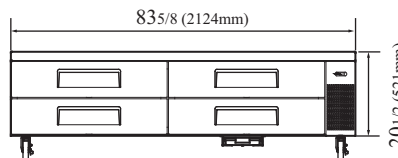
TCBE-52SDR TOP VIEW



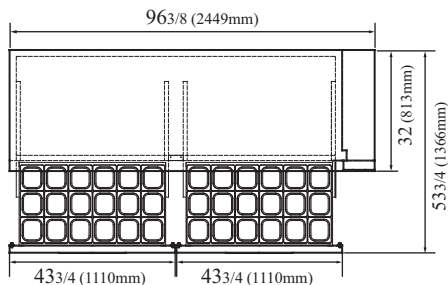
TCBE-52SDR FRONT VIEW



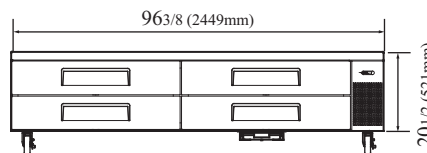
TCBE-82SDR TOP VIEW



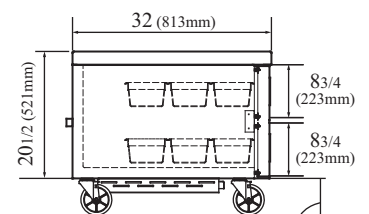
TCBE-82SDR FRONT VIEW



TCBE-96SDR TOP VIEW



TCBE-96SDR FRONT VIEW



SIDE VIEW

(unit : inch)

PLAN VIEW