

# Undercounter Freezers

Undercounters  
Super Deluxe Series

Exceptional Quality 2 Years Parts and Labor Warranty



TUF-28SD



TUF-48SD



TUF-60SD

## FEATURES / BENEFITS

### EFFICIENT REFRIGERATION SYSTEM

Turbo Air's solid door freezers are designed with oversized and balanced (CFC Free R-404A) refrigeration systems. These include efficient evaporators and condensers for faster freezing and greater efficiency.

### STAINLESS STEEL CABINET CONSTRUCTION

The Turbo Air Super Deluxe model boasts a stainless steel interior and exterior (except the back). It guarantees the utmost in cleanliness and long product life. The Super Deluxe can add a touch of style to the most refined setting.

### HIGH-DENSITY POLYURETHANE INSULATION

The entire cabinet structure and solid doors are formed-in-place using high density, CFC free polyurethane insulation.

### STURDY, CLEAN STAINLESS SHELVING

Shelves are the most important part of cleanliness as they come in direct contact with food. After a while, PVC coated wire shelves may peel, rust and lead to unsanitary conditions. Only the Turbo Air Super Deluxe series uniquely provides stainless shelving.

### ERGONOMICALLY DESIGNED DOORS

Customers' fatigue fades away with easy grip handles and doors that open effortlessly. These features along with self-closing doors make this the ultimate choice in customer convenience. ABS sheet door liners resist water condensation with thermal efficiency.

### MAGNETIC DOOR GASKETS

Magnetic door gaskets are of one piece construction, removable without tools for ease of cleaning and replacement.

### HOT GAS CONDENSATE SYSTEM

Through Turbo Air's creative innovation, the condensate system surfaces have been specially treated to resist corrosion. This not only increases efficiency without the risk refrigerant leakage from corrosion, but also prevents the overflow of condensate water.

### FREEZER HOLDS -5°F ~ -10°F FOR THE BEST IN FROZEN FOOD PRESERVATION

## \* Incandescent Interior Lighting

Model	Swing Door	CU./FT.	#of Shelves	HP	AMPS	Crated Weight	L D H
TUF-28SD	1	7	1	1/3	5.3	163	27 1/2 x 30 x 30
TUF-48SD	2	12	2	1/2	8.3	246	48 1/4 x 30 x 30
TUF-60SD	2	16	2	1/2	9	282	60 1/4 x 30 x 30

\* Height does not include 6-1/2" for caster height.



# TUF MODELS SPECIFICATIONS

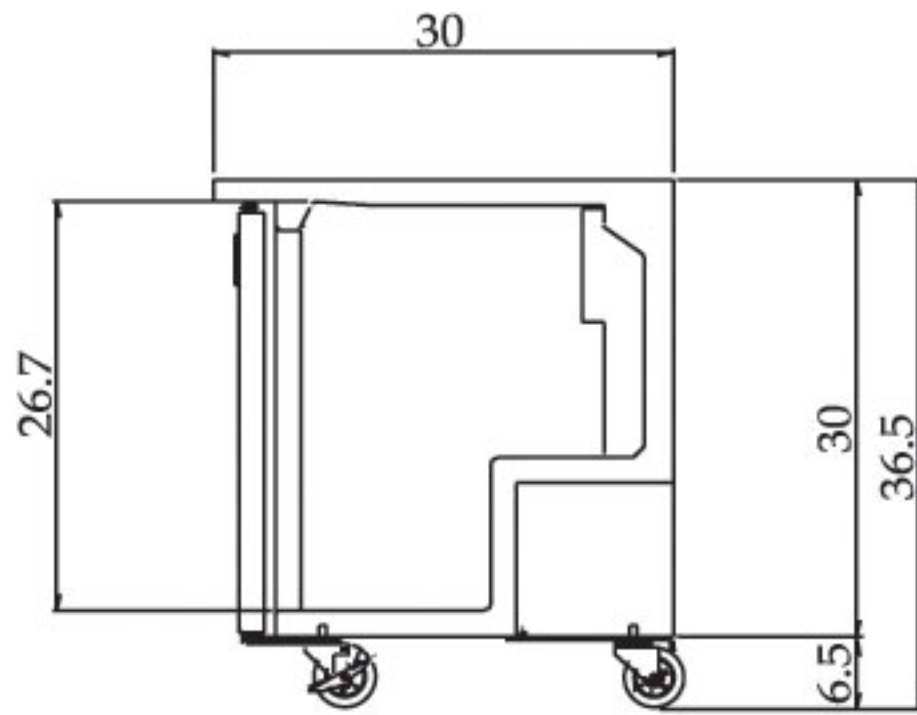
MODEL	TUF-28SD	TUF-48SD	TUF-60SD
Exterior Dimension(LxDxH)	27 <sup>1</sup> / <sub>2</sub> x30x30	48 <sup>1</sup> / <sub>4</sub> x30x30	60 <sup>1</sup> / <sub>4</sub> x30x30
Cubic Feet	7	12	16
Compressor (HP)	1/3	1/2	1/2
# of Shelves	1 ea	2 ea	2 ea
Net Weight	146 lbs	224 lbs	243 lbs
Voltage Ⓢ NEMA-5-15P	Ⓢ115/60/1	Ⓢ115/60/1	Ⓢ115/60/1
Amp	5.3A	8.3A	9A
Lamp	25W	25W	25W
Cord Length (ft.)	9	9	9
Plug-In	NEMA 5-15P	NEMA 5-15P	NEMA 5-15P

- **SELF-CONTAINED SYSTEM**
- **5" SWIVEL CASTERS**
- **2.5" CASTERS AVAILABLE FOR ALL MODELS (OPTIONAL)**
- **LEGS AVAILABLE FOR ALL MODELS (OPTIONAL)**
- **REMOTE CABINETS AND CONDENSING UNITS AVAILABLE FOR ALL MODELS.**

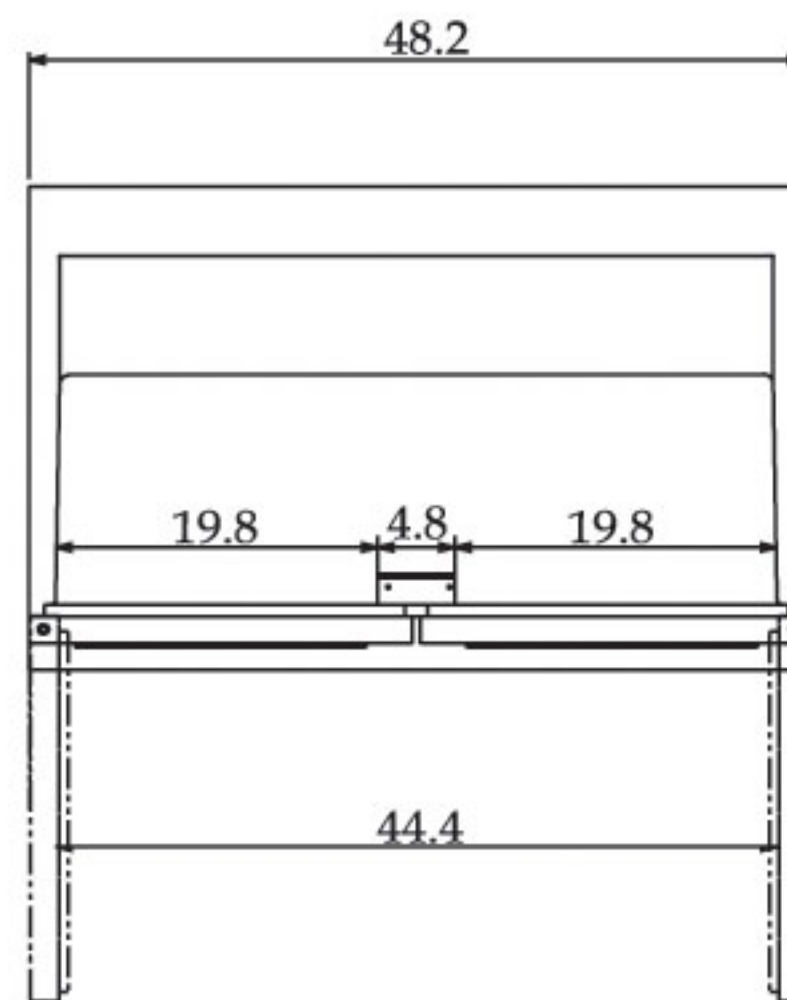
\*Design and specifications subject to change without notice.

- **WARRANTY : 2 Years Labor and Parts Warranty  
Additional 3 Years Warranty on Compressor**

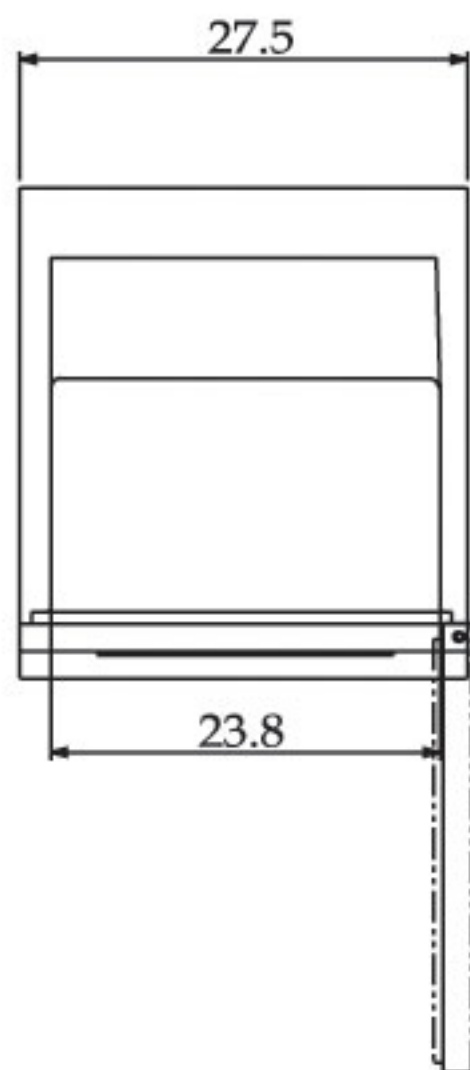
(unit : inch)



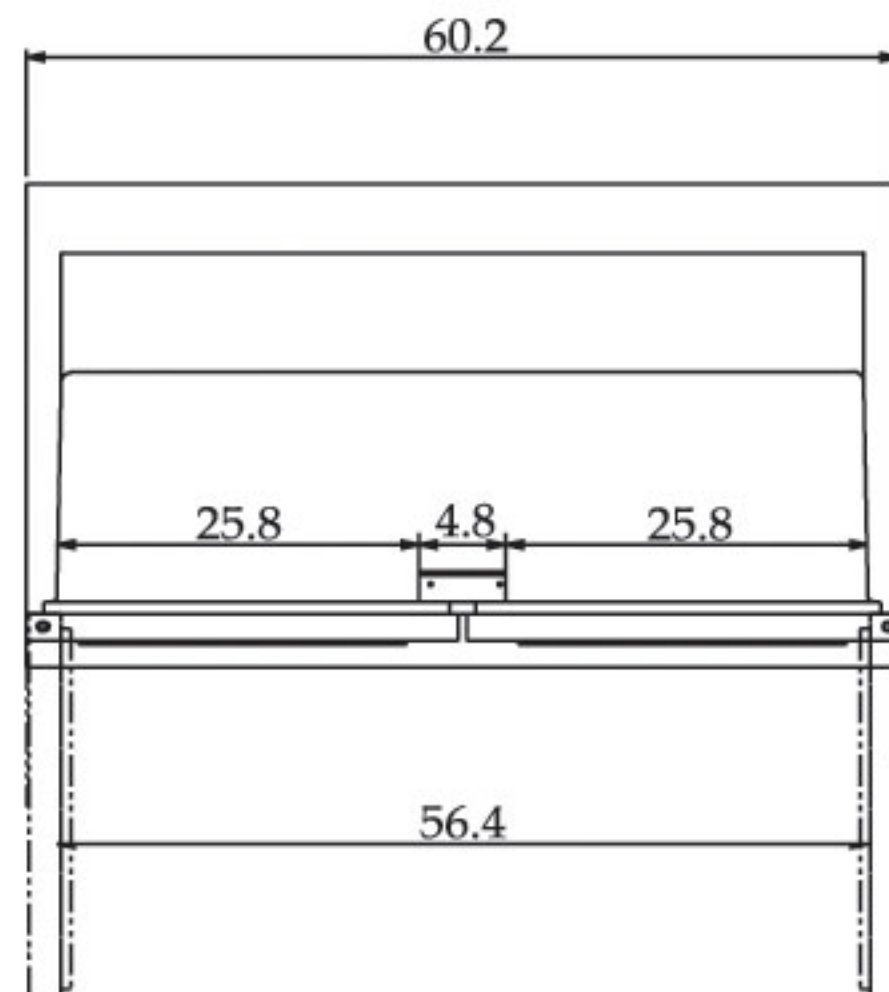
**SIDE VIEW**



**TUF-48 PLAN VIEW**



**TUF-28 PLAN VIEW**



**TUF-60 PLAN VIEW**