

PLEASE READ VERY IMPORTANT



CONGRATULATIONS ON YOUR PURCHASE

At Universal Coolers, All units are manufactured in The USA, all components are purchased through our long list of US based vendors, we continually search for better ways to serve our customer. Here you will read important information regarding equipment set up, operation and maintenance. Failure to comply with regular maintenance guidelines will void warranty.

TO ENSURE PROPER OPERATIONS THE UNIT MUST BE LEVELED FROM FRONT TO BACK AND LEFT TO RIGHT

120 13th Street, Brooklyn, NY 11215. Tel. 718.788.8621 Fax. 718.788.0482
WWW.UNIVERSALCOOLERS.COM

Safety:

NOTICE TO CUSTOMER:



Loss or spoilage of products in your refrigerator/freezer is **NOT** covered by warranty. In addition to following recommended installation procedures you must run the refrigerator/freezer 24 hours prior to usage.

This refrigerator must be properly installed and located in accordance with the Installation Instructions before it is used.

- Do not allow children to climb, stand or hang on the shelves in the refrigerator. They could damage the refrigerator and seriously injure themselves.
- Do not touch the cold surfaces in the freezer compartment when hands are damp or wet. Skin may stick to these extremely cold surfaces.
- Do not store or use gasoline or other flammable vapors and liquids in the vicinity of this or any other appliance. Do not store explosive substances such as aerosol cans with a flammable propellant in this appliance.
- Do not use electrical appliances inside the food storage compartments of the appliance, unless they are of the type recommended by the manufacture.
- Keep fingers out of the "pinch point" areas; clearances between the doors and between the doors and cabinet are necessarily small; be careful closing doors when children are in the area.

NOTE

We strongly recommend that any servicing be preformed by a qualified technician.

- Unplug the refrigerator before cleaning and making repairs.
- Setting temperature controls to the 0 position does not remove power to the light circuit, perimeter heaters, or evaporator fans.

Exclusion from warranty:

- Normal start up, maintenance, adjustments, and cleaning
- Damage caused by improper installation of any model Universal Cooler
- Damage parts due to misuse, abuse, neglect, and/or accidents
- Labor rates obtained by other technicians, not specifically authorized by Universal Coolers
- Damage due to fault or incorrect power supply, floods, storms, or any other acts of natural disasters

120 13th Street, Brooklyn, NY 11215. Tel. 718.788.8621 Fax. 718.788.0482
WWW.UNIVERSALCOOLERS.COM

PRIOR TO START UP

I Leveling

Install unit on a strong and leveled surface.

Be sure there is ventilation around entire unit
(above 100 F, you may install an exhaust fan)

Unit may malfunction if improperly leveled,
(ineffective condensate removal and door operations are critical)

Ensure the drain hose or hoses are positioned in the drain or
evaporator heater installed under the cabinet.

II Unit location

WARNING

Warranty is void if ventilation is insufficient.

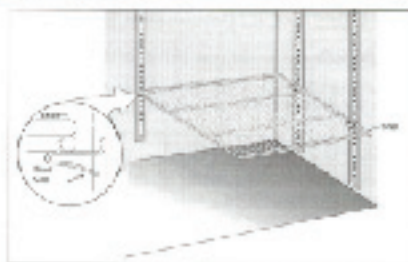
Avoid installation in a high humid location.

Humidity may cause rust, condensation around glasses/stainless,
and decrease efficient of unit.

Select a location away from heat and moister generating equipment.

High ambient temperatures will cause the compressor to overwork,
leading to higher energy bills and gradual break down of the compressor.

III Shelf and clip installation



ELECTRICAL

NEVER USE AN ELECTRICAL CORD OR ADAPTER PLUG


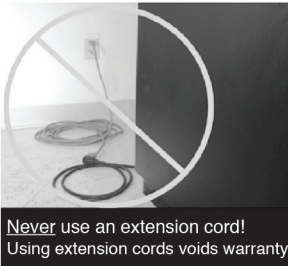
NOTE

Universal coolers will not warranty any equipment that is connected to an extension cord or adapter plug.

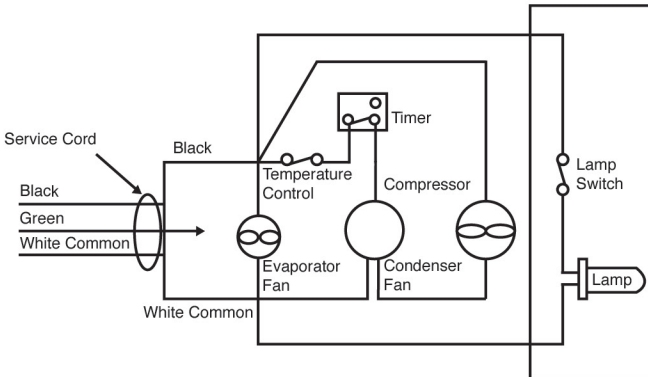
Do not, remove or cut the ground prong from the power cord.

Each cooler/freezer requires a sole use circuit breaker be dedicated for the unit. Failure to do so voids warranty.

Ensure the proper voltage of the compressor is being supplied at all times



CIRCUIT DIAGRAM FOR RIC, BM, LB AND ALL UNDERCOUNTER/ PREP COOLERS INSTALLED WITH LAMP FIXTURES (EXCLUDES ALL UNITS WITH LED OR FLOURESENT BULBS)



REGULAR MAINTENANCE

WARNING

DISCONNECT POWER CORDS BEFORE CLEANING ANY PARTS

CLEANING THE INTERIOR OF UNIT

USE A SOLUTION OF WARM WATER AND MILD SOAP

DO NOT USE STEEL WOOL, ABRASIVE CLEANER, OR BLEACH

DOOR GASKETS, SHELVES AND PILASTERS SHOULD
BE CLEANED ON REGULAR BASIS



IF NECESSARY, CLEAN FAN BLADES AND GUARDS
WITH SOFT CLOTH

MAKE SURE TO COVER THE FAN MOTOR TO
PREVENT MOISTURE DAMAGE

**CONDENSER ACCUMULATES DIRT AND REQUIRE CLEANING
EVERY 30 DAYS. DIRTY CONDENSER RESULT IN
COMPRESSOR FAILURE, PRODCUT LOSS, AND LOST SALES.
WHICH ARE NOT COVERED BY WARRANTY**

HOW TO CLEAN THE CONDENSER:

1. Disconnect the electrical power to the unit.
2. Remove the louvered grill.
3. Vacuum or brush the dirt, lint, or debris from the finned condenser coil.
4. If you have a significant dirt build up you can blow out the condenser with compressed air.
(CAUTION MUST BE USED to avoid eye injury. Eye protection is recommended.)
5. When finished be sure to replace the louvered grill.
The grill protects the condenser.
6. Reconnect the electrical power to the unit.



120 13th Street, Brooklyn, NY 11215. Tel. 718.788.8621 Fax. 718.788.0482
WWW.UNIVERSALCOOLERS.COM

TROUBLE SHOOTING

Before requesting any service on your Universal Coolers unit, please check the following points. Service calls resulting from lack of maintenance or misuse is not covered under warranty and also may void warranty. Please note that this guide serves only as a reference for solutions to common problems.

SYMPTOM	POSSIBLE CAUSE	CORRECTIVE ACTION
Compressor or running.	Fuse blown or circuit breaker tripped.	Replace fuse or reset circuit breaker.
	Power cord unplugged.	Plug in power cord.
	Thermostat set too high.	Set thermostat to lower
Condensing unit runs for long periods of time.	Cabinet in defrost cycle.	Wait for defrost cycle to finish.
	Excessive amount of warm product.	Allow adequate time for product to cool down.
	Prolonged door opening or door ajar.	Ensure doors are closed when not in use. Avoid opening doors for long periods of time.
	Door gasket(s) not sealing properly.	Ensure gaskets are snapped in completely. Remove gasket and wash with soap and water. Check condition of gasket and replace if necessary.
	Dirty condenser coil.	Clean the condenser coil.
Cabinet temperature is too warm.	Evaporator coil iced over.	Unplug unit and allow coil to defrost. Make sure thermostat is not set too cold. Ensure that door gasket(s) are sealing properly.
	Thermostat set too warm.	Set thermostat to lower temperature.
	Blocking air flow.	Re-arrange product to allow for proper air flow. Make sure there is at least four inches of clearance from evaporator.
	Excessive amount of warm product. Allow adequate time for product to cool down.	Allow adequate time for product to cool down.
	Fuse blown or circuit breaker tripped.	Replace fuse or reset circuit breaker.
Cabinet is noisy.	Dirty condenser coil.	Clean the condenser coil.
	Prolonged door opening or door ajar.	Avoid opening doors for long periods of time.
	Evaporator coil iced over.	Unplug unit and allow coil to defrost. Make sure thermostat is not set too cold. Ensure that door gasket(s) are sealing properly.
Cabinet is noisy.	Loose part(s).	Locate and tighten loose part(s).
	Tubing vibration.	Ensure tubing is free from contact with other tubing or components.

120 13th Street, Brooklyn, NY 11215. Tel. 718.788.8621 Fax. 718.788.0482
WWW.UNIVERSALCOOLERS.COM

WARRANTY INFORMATION

RETURN OF PRODUCT

Each item is subject to return if only concluded by Universal Coolers. A 25% restocking fee will be implemented. Any returns will be discussed by purchaser and Universal Coolers.

LIMITED WARRANTY:

One (1) Year Warranty (Parts and Compressor)

Universal Coolers warrants to the original purchaser of branded equipment, including all parts thereof, that such equipment free from defects in material and workmanship, under normal use and service as indicated by Universal Coolers installation and operation instructions, for a period of one (1) year from the date of installation. For the purpose of this warranty, the original purchaser shall be deemed to mean the individual or company for whom the product was originally installed. Our obligation under this warranty shall be limited to repairing or replacing, any part of such product which proves thus defective. Universal Coolers reserves the right to examine any product claimed to be defective. If after review the product is not deemed defective, Universal Coolers reserves the right to deny payment for repair.

Any part determined to be defective and requested to be returned should be returned to the company within thirty (30) days under the terms of this warranty. Purchaser is responsible for all shipping charges of the faulty part back and forth to Universal Coolers for repair or replacement.

Improper operation resulting from factors, including but not limited to, low voltage conditions, inadequate wiring, and accidental damage are not manufacturing defects and are strictly the responsibility of the purchaser.

Condenser coils must be cleaned at regular intervals. Failure to do so can cause compressor malfunction and will void warranty. Although cleaning requirement may vary in accordance with the operation of various products, we recommend a minimum monthly cleaning.

120 13th Street, Brooklyn, NY 11215. Tel. 718.788.8621 Fax. 718.788.0482
WWW.UNIVERSALCOOLERS.COM

LIMITED TRI-STATE:

One (1) Year Warranty (Labor)

For local purchases only. On top of the Limited One (1) Year Warranty (Parts and Compressor), warrants to the original purchaser of Universal Coolers branded equipment in **tri-state area only**, including all parts thereof, that such equipment is free from defects in material and workmanship, under normal use and service as indicated by Universal Coolers installation and operation instructions, for a period of one (1) year, including labor, from the date of installation. For the purpose of this warranty, the original purchaser shall be deemed to mean the individual or company for whom the product was originally installed. Our obligation under this warranty shall be limited to repairing or replacing, any part of such product which proves thus defective. Universal Coolers reserves the right to examine any product claimed to be defective. If after review the product is not deemed defective, Universal Coolers reserves the right to deny payment for repair.

NO CLAIMS CAN BE MADE AGAINST THIS WARRANTY FOR SPOILAGE PRODUCTS, LOSS OF SALES OR CONSEQUENTIAL DAMAGES.

THE FOREGOING WARRANTIES ARE EXPRESSLY GIVEN IN LIEU OF ALL OTHER WARRANTIES, EXPRESS, IMPLIED, OR STATUTORY, INCLUDING THE IMPLIED WARRANTIES OF MERCHANTABILITY AND FITNESS FOR A PARTICULAR PURPOSE, WHICH ARE HEREBY DISCLAIMED, AND ALL OTHER OBLIGATIONS OR LIABILITIES ON OUR PART, AND WE NEITHER ASSUME, NOR AUTHORIZE ANY OTHER PERSON TO ASSUME FOR US, ANY OBLIGATION OR LIABILITY IN CONNECTION WITH THE SALE OF SAID REFRIGERATION UNITS OR ANY PARTS THEREOF.

This warranty shall not be assignable and shall be honored only in so far as the original purchaser. This warranty does not apply outside the limits of the United States of America, nor does it apply to any part which has been subject to misuse, neglect, alteration, accident, or to any damage caused by transportation, flood, fire, or acts of terrorism, or acts of God.

LIMITATION OF LIABILITY

Universal Coolers or their affiliates shall not be liable for any indirect, incidental, special or consequential damages, or losses of a commercial nature arising out of a malfunctioning equipment or its parts or components thereof, as a result of defects in material or workmanship.

120 13th Street, Brooklyn, NY 11215. Tel. 718.788.8621 Fax. 718.788.0482
WWW.UNIVERSALCOOLERS.COM